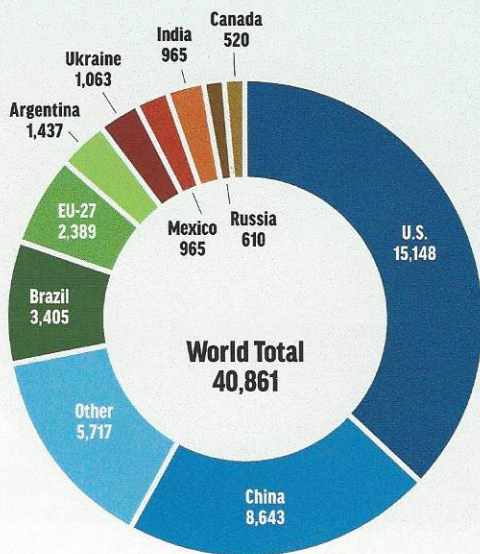


## World Corn Production 2016 - 2017\*

(million bushels)

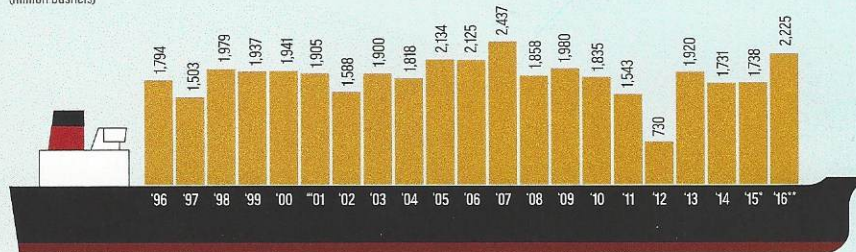


Source: USDA, FAS Grain: World Markets and Trade, Jan. 12, 2017

\*Marketing Year Oct. 1, 2016 - Sept. 30, 2017

## U.S. Corn Exports 1996 - 2016

(million bushels)

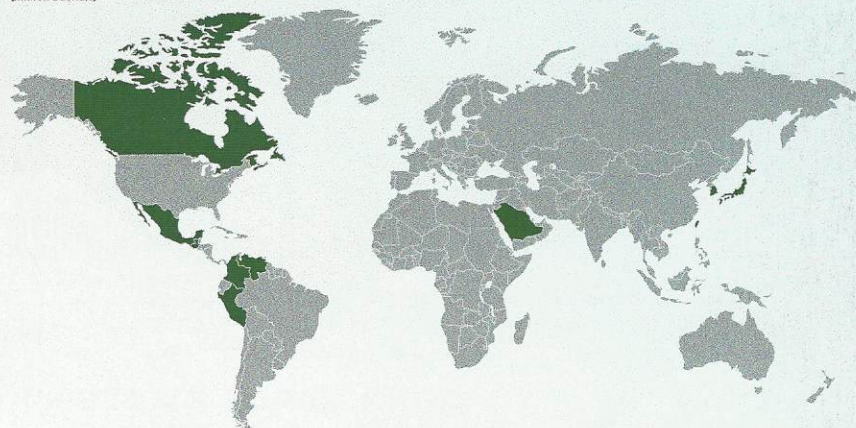


Source: USDA, WAAB, World Agriculture Supply & Demand Estimates, Jan. 12, 2017

\*estimate \*\*projections

## U.S. Corn Exports/Leading Markets 2013 - 2016

(million bushels)

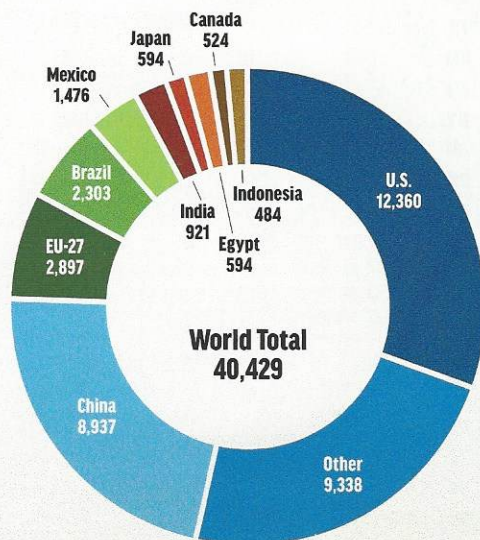


	2013-14	2014-15	2015-16		2013-14	2014-15	2015-16
Mexico	413	446	525	Saudi Arabia	41	47	55
Japan	470	473	409	Venezuela	44	28	45
Colombia	140	172	179	Canada	19	59	40
S Korea	195	155	117	Guatemala	30	34	35
Peru	49	101	94	Other	449	281	319
Taiwan	70	72	81	<b>Total</b>	<b>1,920</b>	<b>1,867</b>	<b>1,898</b>

Source: USDA, ERS Feed Outlook, Jan. 17, 2017

## World Corn Consumption 2016 - 2017\*

(million bushels)

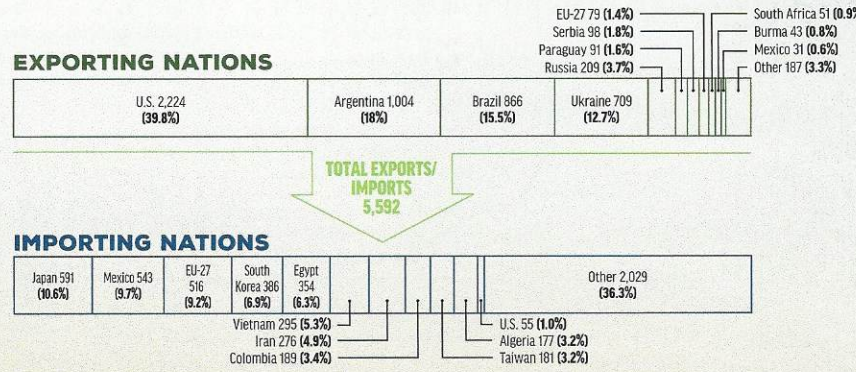


Source: USDA, FAS Grain: World Markets and Trade, Jan. 12, 2017

\*Marketing Year Oct. 1, 2016 - Sept. 30, 2017

## World Corn Exports/Imports 2016 - 2017\*

(million bushels)



Source: USDA, FAS Grain: World Markets and Trade, Jan. 12, 2017

\*Marketing Year Oct. 1, 2016 - Sept. 30, 2017